



Welcome to First Grade!

It has been a great year! This summer, to keep the children's skills strong, they will be working on a summer skills packet and a reading log. This should be a good review of the important concepts that were focused on this year, without being a burden on their relaxation and free time. See below for further details.

ELA & Math Packet: Students should complete the attached packet which will focus on the Math and ELA skills they have learned this year. I suggest the children complete one page per day (weekends off) as this is the best way to keep their skills fresh and avoid the "summer slide". This will be turned in the first week of school.

Reading: I encourage your child to read every weekday of the summer for at least 10 minutes—use the reading log at the end of your packet to track your reading.

Here is a link to the list of Florida Sunshine State Young Readers Junior Award books (K-2) These are highly recommended as summer reading choices as they are excellent examples of quality children's literature.

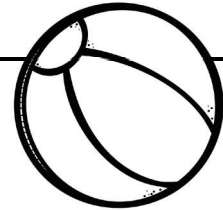
<https://www.floridamediaed.org/ssyra-jr.html>

Have a great summer!

Mrs. Seitz

CHECKLIST

SUMMER PACKET




After completing your work, shade the box below.

WEEK 1 MONDAY	WEEK 1 TUESDAY	WEEK 1 WEDNESDAY	WEEK 1 THURSDAY	WEEK 1 FRIDAY
WEEK 2 MONDAY	WEEK 2 TUESDAY	WEEK 2 WEDNESDAY	WEEK 2 THURSDAY	WEEK 2 FRIDAY
WEEK 3 MONDAY	WEEK 3 TUESDAY	WEEK 3 WEDNESDAY	WEEK 3 THURSDAY	WEEK 3 FRIDAY
WEEK 4 MONDAY	WEEK 4 TUESDAY	WEEK 4 WEDNESDAY	WEEK 4 THURSDAY	WEEK 4 FRIDAY
WEEK 5 MONDAY	WEEK 5 TUESDAY	WEEK 5 WEDNESDAY	WEEK 5 THURSDAY	WEEK 5 FRIDAY
WEEK 6 MONDAY	WEEK 6 TUESDAY	WEEK 6 WEDNESDAY	WEEK 6 THURSDAY	WEEK 6 FRIDAY
WEEK 7 MONDAY	WEEK 7 TUESDAY	WEEK 7 WEDNESDAY	WEEK 7 THURSDAY	WEEK 7 FRIDAY
WEEK 8 MONDAY	WEEK 8 TUESDAY	WEEK 8 WEDNESDAY	WEEK 8 THURSDAY	WEEK 8 FRIDAY
WEEK 9 MONDAY	WEEK 9 TUESDAY	WEEK 9 WEDNESDAY	WEEK 9 THURSDAY	WEEK 9 FRIDAY
WEEK 10 MONDAY	WEEK 10 TUESDAY	WEEK 10 WEDNESDAY	WEEK 10 THURSDAY	WEEK 10 FRIDAY

Date: _____

MATH

Trace the numbers. Color the pencil after reading them to someone.



1	2	3	4	5
6	7	8	9	10
11	12	13	14	15
16	17	18	19	20

ELA


Read the passage and answer the questions.



It was a hot day. Sam went to the beach with her mom and dad. They had a good time.

1. What kind of day was it? _____
2. Where did Sam go? _____
3. Who went to the beach with Sam? _____

Date: _____



MATH

Roll a die. Add the two numbers.

1. _____ + _____ = _____







2. _____ + _____ = _____

3. _____ + _____ = _____

4. _____ + _____ = _____

ELA



Color how many syllables are in these farm words.



Date: _____

MATH

Color the tallest tree in green. Color the shortest tree in red.



Color the tallest child in blue. Color the shortest child in yellow.



ELA

Circle the correct sight word on each line. Copy the sight word onto the line.

1) the te thi tha ther

2) mee me mea mei mi

3) sor sa wor saw sur

4) thi thes this th tha

5) wos waz woz wors was

6) u yo you yuo uy

Date: _____





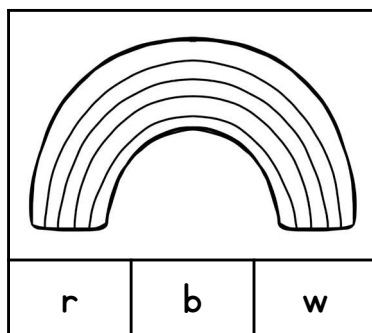
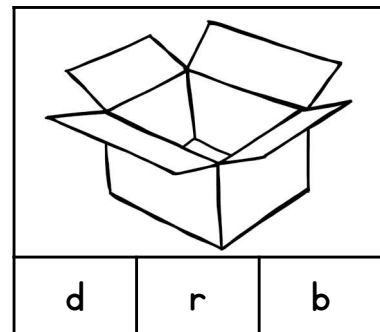


MATH

Fill in the missing numbers.


1		3		5
		8		
11			14	
	17			20

ELA

Color the letter that matches the beginning sound of the picture.



Date: _____



MATH

Draw and color these shapes...

circle	square
triangle	rectangle

ELA

Read the words. Write them under the correct headings. Add some more!

-at	-et	-ot

cat

not

bet

dot

bat

hat

let

lot

pet

Date: _____

MATH

Roll a die. Subtract the number from 10.

1. $10 - \underline{\hspace{2cm}} = \underline{\hspace{2cm}}$

2. $10 - \underline{\hspace{2cm}} = \underline{\hspace{2cm}}$

3. $10 - \underline{\hspace{2cm}} = \underline{\hspace{2cm}}$

4. $10 - \underline{\hspace{2cm}} = \underline{\hspace{2cm}}$

10

9

8

7

6


5

4

3

2

1



ELA

Read the passage and answer the questions.

Flynn had a dog. The dog's name was Spot. Spot liked to run after birds. He did not like having baths.


1. Who owned Spot? _____

2. What did Spot run after? _____

3. What did Spot not like to do? _____



Date: _____



MATH

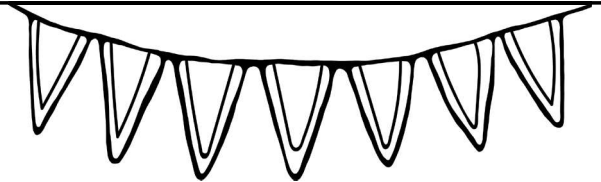
Trace the numbers and copy them below.

20 21 22 23 24 25 26

27 28 29 30 31 32 33


Tick the boxes if you can do the following:

1. I can count to 20. ☐
2. I can count to 30. ☐
3. I can count to 50. ☐




ELA


Read the instructions and draw the picture in the frame.



1. Draw a brown dog next to a black cat.
2. They are sitting on green grass.
3. It is raining.
4. There are purple hills behind them.








Date: _____



MATH

Count the objects. Write the number in the box below.

ELA


Trace the letters and words. Rewrite them on the lines underneath.

a b c d e f g h i j k l m

n o p q r s t u v w x y z

Now I know my ABCs.

Date: _____



MATH

Count by 1s. Write the numbers that come next.

6

11



15

20

24

ELA

Write some words that rhyme with the picture at the top.



pig

____ig

____ig

____ig

dog

____og

____og

____og

fish

____ish

____ish

____ish

Date: _____

MATH


Look at the grid and circle the answers.

H	Z	S
A	M	B
P	N	C

- Letter Z is {beside/above/below/between} the letter M.
- Letter B is {beside/above/below/between} the letter S.
- Letter N is {beside/above/below/between} letters P and C.
- Letter {H/P/M} is above the letter A.
- Letter {N/C/A} is beside the letter P.
- Letter Z is between these two letters: {A/Z/S/M/C/H}.
- Letter P is below the letter {A/Z/C/S/B}.
- Letter B is above the letter {P/A/C/H/M/Z/S}.

ELA

Spin the spinner with a paperclip and pencil. Whichever word family the spinner lands on, write a word in the corresponding grid, e.g. If you roll '-in' write 'pin' in the '-in' column. Keep spinning until you have filled all the columns.



-in	-op	-ag

Date: _____



MATH

Count to 100 by 10s. Color a path through the maze.

START ->

10	15	90	10	20
20	30	40	55	40
50	80	50	30	85
75	65	60	90	100
35	85	70	80	95


FINISH!

ELA

Read the passage and answer the questions.

Jen played outside. She played with a ball. The ball went onto the street. Jen went to get her mom.


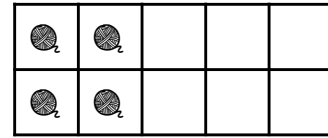

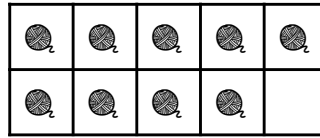

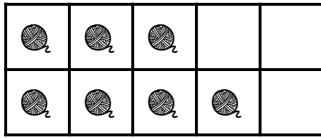
1. Where did Jen play? _____
2. What went onto the street? _____
3. What did Jen do? _____




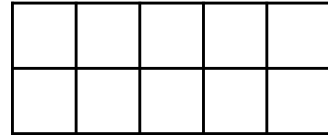
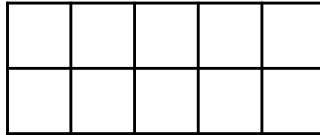
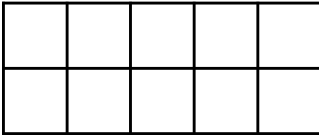
Date: _____

MATH

Which number is represented on the ten frames?




Draw the number on the ten frames.




ELA

Look at the grid. Using only the letters in the grid, form some words, e.g. cat. Write the words on the lines below.






c	a	t
r	e	m
f	i	n



Date: _____

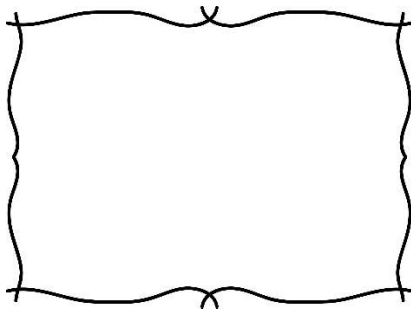
MATH

Put a circle around the heaviest item. Color the lightest item.

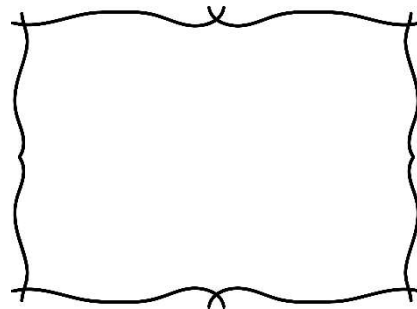


Draw something...

... heavier than an elephant




... lighter than a book



ELA

Read the sentences and draw pictures to match.



A cat was stuck
in a tree.

Molly saw the
cat.


Molly asked her
dad to get a
ladder.

Molly's dad
rescued the cat
from the tree.

Date: _____

MATH

Count by 2s. Trace the numbers.



2	4	6	8	10
12	14	16	18	20
22	24	26	28	30
32	34	36	38	40


ELA

Circle the correct spelling of these plural nouns.



- Four *cats / cates* sat on the mat.
- Ten *dresss / dresses* were in the wash.
- Two *boyes / boys* went to school.
- Nine *peachs / peaches* were in the bowl.
- Seven *penciles / pencils* were on the table.
- Lots of *girls / girles* went to the party.
- Some *doges / dogs* ran along the beach.
- There were many *tress / trees* in the park.
- Bree has three *dolls / dolles* at home.
- Andy went for two *swimes / swims* before lunch.

Date: _____



MATH

Write the numbers at the sides under the correct categories.

6

21

12

3

5

8

less than 10

more than 10

13

16

4

0

9

18


ELA

Look at the picture. Write some common nouns you can see.

A common noun is a person, place or thing.



Date: _____



MATH


Count the objects. Write the number that is ONE MORE in the box below.

ELA

Read the passage and answer the questions.

Kelly went to the farm with Dad. She rode a horse and fed chickens. The little lamb was so cute.

- Where did Kelly go? _____
- What was really cute? _____
- What did Kelly do at the farm? _____



Date: _____



MATH

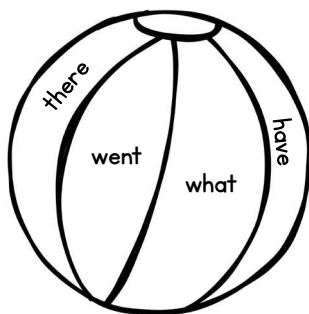
Write these numbers using tally marks.

4	7	10	13

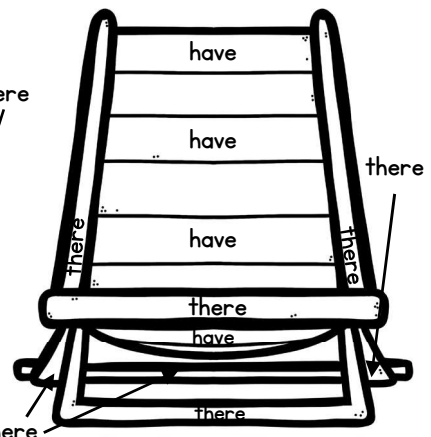
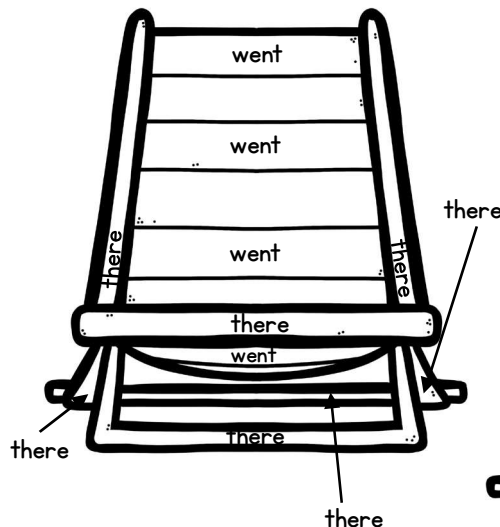
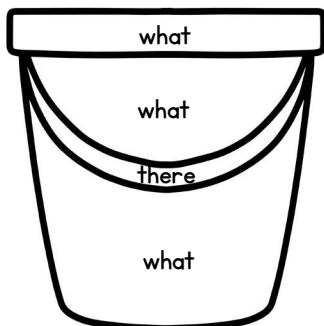
What numbers do these tally marks represent?

ELA

Color by sight words.




have	blue
what	red
there	yellow
went	green



Date: _____

MATH

Count by 10s to 100. Fill in the missing numbers.




Color Mr. Caterpillar if you can count forwards and backwards by 10s to 100.



ELA

Match the word to the picture by writing the correct word beneath the picture.



car ant book ball key
 drum lion candy egg zip

Date: _____





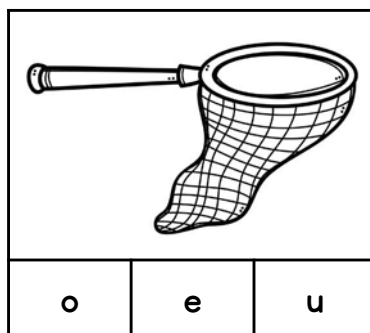



MATH

Add the domino dots.

	_____ + _____ = _____
	_____ + _____ = _____
	_____ + _____ = _____
	_____ + _____ = _____
	_____ + _____ = _____

ELA




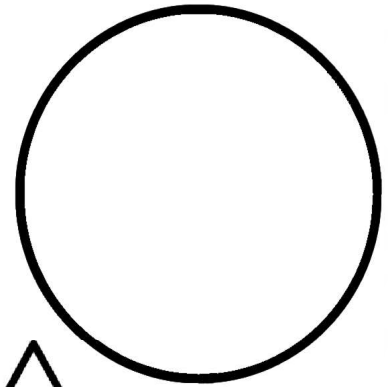


Color the letter that matches the middle sound of the picture.



Date: _____

MATH

Color the shape and its name in the same color.



circle

square

triangle

rectangle

star

ELA

Read the words. Write them under the correct headings. Add some more!

-an	-en	-un

fun

tan

hen

run

fan

sun

can

pen

ten

Date: _____



MATH

Draw lines to match the numbers with their number words.

twelve

12

21

thirty

two

14

30

fourteen

seven

7

6

six

twenty-one

2

11

nineteen

eleven

19

13

thirteen

ELA

Read the passage and answer the questions.

Frank had a twin called Fred. Frank liked swimming and Fred liked jogging. They both liked soccer.

1. Who was Frank's twin? _____
2. What did Fred like to do? _____
3. What did they both like to do? _____



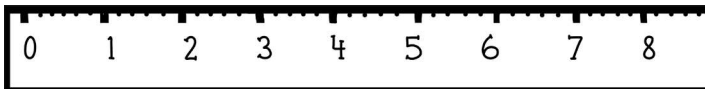
Date: _____

MATH


Draw something longer than this pencil.



Draw something shorter than this ruler.



Order these items from shortest to longest by writing 1 (shortest), 2 (middle) and 3 (longest) in the boxes below them.

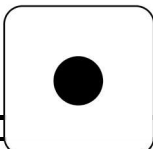











ELA

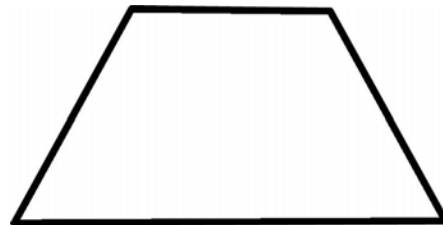
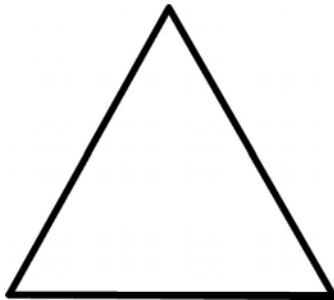
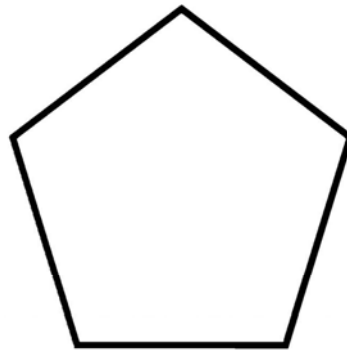

Roll a die. Trace a sight word above the corresponding number. Keep rolling until all the sight words have been traced.

they	want	eat	who	ate	was
they	want	eat	who	ate	was
they	want	eat	who	ate	was
they	want	eat	who	ate	was
they	want	eat	who	ate	was
					

Date: _____

MATH


Count the number of sides of these shapes. Write the number of sides inside the shape.



ELA

Look at the picture and write some sentences about it.

Handwriting practice lines consisting of solid top and bottom lines with a dashed middle line. There are ten sets of these lines for writing practice.




Date: _____



MATH


Color the fourth sun in red and the sixth sun in green.



Decorate the second shell with spots and the seventh shell with stripes.



Color the eighth crab in yellow, the eleventh crab in purple and the sixteenth crab in brown.




ELA

Write the letters in ABC order.

c	a	b

k	s	a


z	y	x



f	d	e

r	q	p

q	w	m




i	g	h

s	r	t

j	u	d

a b c d e f g h i j k l m n o p q r s t u v w x y z

Date: _____



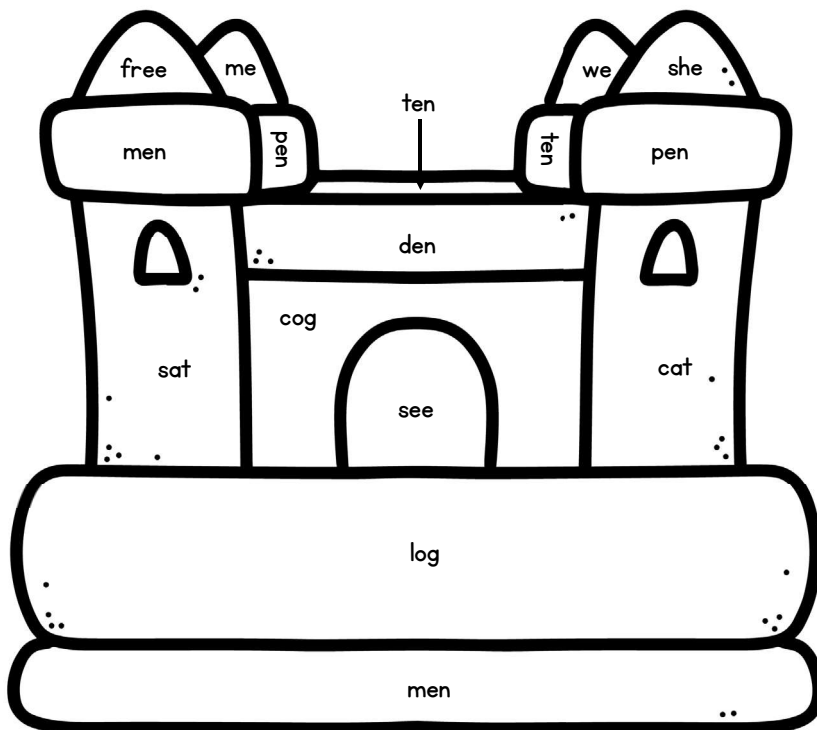
MATH

Read the numbers. Draw a matching number of objects in the box above.

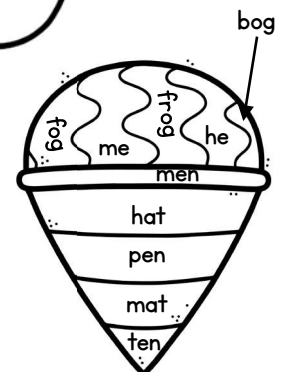
8	12	15	11	5

ELA


Color by rhyming word.



hen	blue
rat	red
dog	yellow
tree	green



Date: _____



MATH

Write greater than (>), less than (<) or equal to (=).

2	>	1
3		2
5		7
1		8
4		4

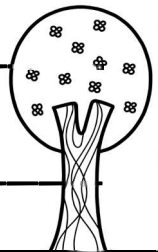
10		8
6		11
12		12
4		3
7		10

ELA


Read the passage and answer the questions.

*Ben hid in the garden. Sue counted to one hundred.
She looked for Ben everywhere. He was up a tree!*

1. Who hid in the garden? _____
2. What did Sue count to? _____
3. Where did Sue find Ben? _____



Date: _____



MATH

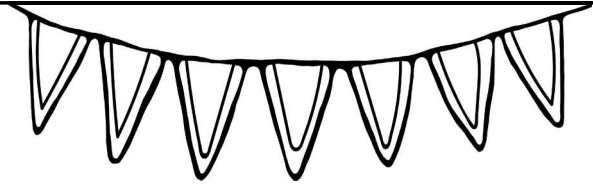
Trace the numbers and copy them below.

34 35 36 37 38 39 40

41 42 43 44 45 46 47

Tick the boxes if you can do the following:

1. I can count to 50. ☐
2. I can count to 60. ☐
3. I can count to 70. ☐



ELA

Rewrite the sentence on the line below. Add capital letters and ending punctuation.

1. i love summer

2. we eat ice cream


3. i swim at the beach

4. i sleep until late

Date: _____

MATH

Write how many tens and ones are in each number.



12	
tens	ones

14	
tens	ones

17	
tens	ones

20	
tens	ones

11	
tens	ones

15	
tens	ones

ELA

Circle the correct sight word on each line. Copy the sight word onto the line.

1) wil will vill vil

2) out ourt ot ut uot

3) ur uor yor our aor

4) yas yes yess yez yaz

5) wiel welll wle wael well

6) hoo wo wh who hu

Date: _____




MATH

Add the domino dots.

	_____ + _____ = _____
	_____ + _____ = _____
	_____ + _____ = _____
	_____ + _____ = _____
	_____ + _____ = _____

ELA

Tick whether each word has a long vowel sound or a short vowel sound.


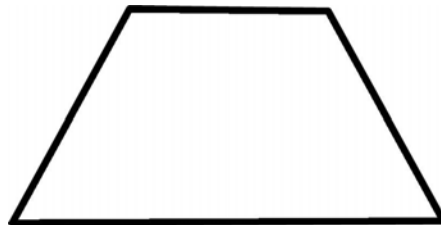
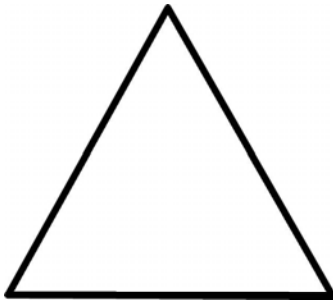
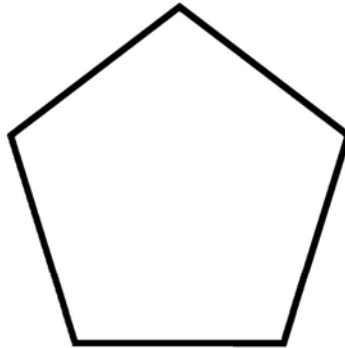



sun	long vowel <input type="checkbox"/> short vowel <input type="checkbox"/>	bake	long vowel <input type="checkbox"/> short vowel <input type="checkbox"/>
wait	long vowel <input type="checkbox"/> short vowel <input type="checkbox"/>	boat	long vowel <input type="checkbox"/> short vowel <input type="checkbox"/>
fish	long vowel <input type="checkbox"/> short vowel <input type="checkbox"/>	ship	long vowel <input type="checkbox"/> short vowel <input type="checkbox"/>
crab	long vowel <input type="checkbox"/> short vowel <input type="checkbox"/>	sail	long vowel <input type="checkbox"/> short vowel <input type="checkbox"/>

Date: _____

MATH

Count the number of corners/vertices of each shape. Write the number inside the shape.





ELA


Write an adjective to describe each picture.

An adjective to
describe myself
is... smart!









Date: _____



MATH

Read the word problem.

There were 4 birds on a branch. 3 more birds joined them.
How many birds were now on the branch?

Draw a picture of the word problem.

Write and solve the number sentence.

_____ + _____ = _____

ELA


Read the passage and answer the questions.

There was a fair at Lee's school. Miss Davis made some cakes to sell. She sold all of them.

1. Where was the fair? _____
2. Who made cakes to sell? _____
3. What happened to the cakes? _____

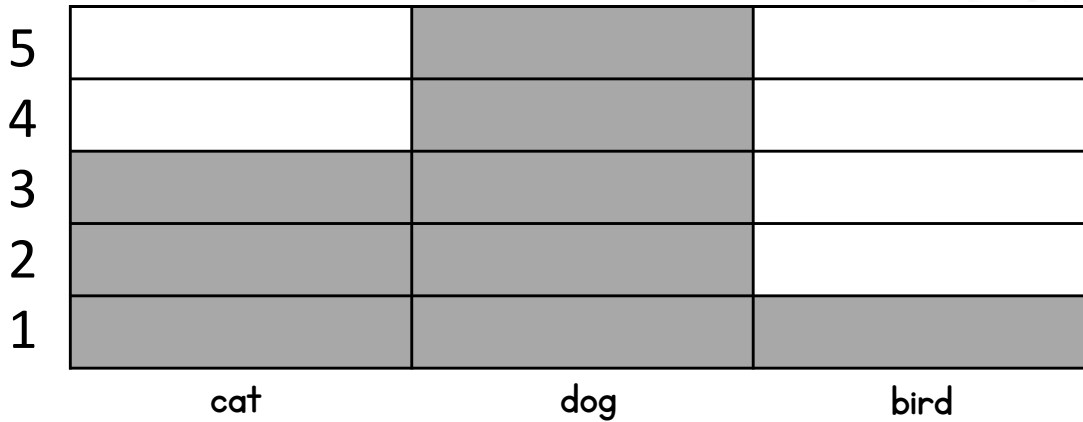


Date: _____



MATH

Look carefully at the graph and answer the questions.



- How many people own cats? _____
- How many people own birds? _____
- How many people own dogs? _____

ELA

Think of ten verbs and write them below. Check your spelling with an adult and rewrite the word in the box beside.

<u>VERB</u>	<u>WRITE THE WORD AGAIN</u>	<u>VERB</u>	<u>WRITE THE WORD AGAIN</u>
1.		6.	
2.		7.	
3.		8.	
4.		9.	
5.		10.	

Date: _____



MATH

Solve the following addition number sentences.

1. $3 + 1 =$ _____

2. $3 + 2 =$ _____

3. $3 + 3 =$ _____

4. $4 + 1 =$ _____

5. $5 + 1 =$ _____

6. $6 + 1 =$ _____

7. $3 + 4 =$ _____

8. $2 + 1 =$ _____

9. $3 + 5 =$ _____

10. $6 + 2 =$ _____

11. $1 + 1 =$ _____

12. $7 + 1 =$ _____

13. $8 + 1 =$ _____

14. $4 + 2 =$ _____

15. $2 + 5 =$ _____

16. $7 + 2 =$ _____

17. $1 + 9 =$ _____

18. $5 + 5 =$ _____

19. $4 + 4 =$ _____

20. $2 + 2 =$ _____

ELA

Read the instructions and color the picture.

Color the walls in yellow.

Color the
roof in red.

Color the
windows in blue.


Color the
door in purple.

Color the rest of
the picture
however you like!

Color the
bushes in
green.



Date: _____



MATH

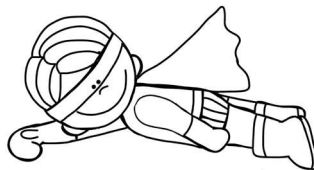
Start at 20. Count backwards to 1.

20				

ELA

Look at the pictures. Write a sentence to match.



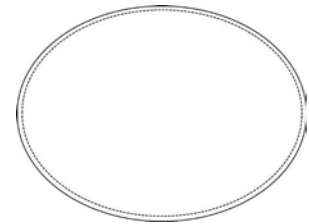
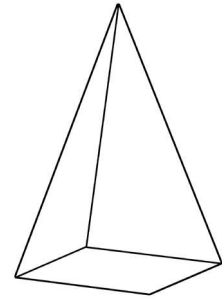


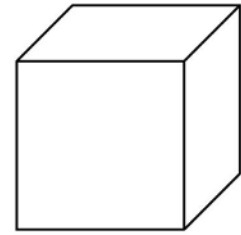
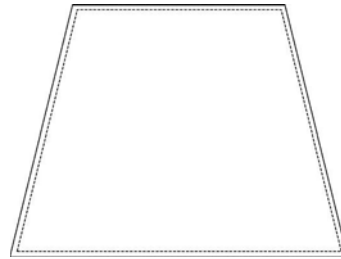

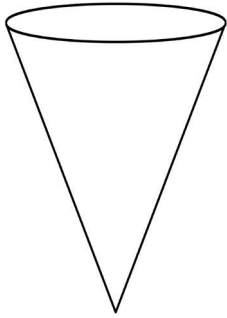




Date: _____

MATH

Color the 2D shapes in blue and the 3D objects in yellow.



ELA

Trace the sight words. Rewrite them on the lines underneath.

the do my this that

no yes you me for

why was all from if

Date: _____



MATH

Read the word problem.

Dad made 7 cakes. Joanne ate 3 of them. How many cakes were left?

Draw a picture of the word problem.

Write and solve the number sentence.

_____ - _____ = _____

ELA


Read the passage and answer the questions.

Muffy was sick. She did not want to eat. She did not want to drink. Mom took her to the vet.

1. Who was sick? _____
2. Where did Mom take Muffy? _____
3. What did Muffy not want to do? _____



Date: _____



MATH

Count by 1s. Write the numbers that come next.

10

26

30




38

18

ELA

Shade the nouns as a PERSON, PLACE or THING.

RED	BLUE	YELLOW
person	place	thing



Date: _____



MATH

Follow the instructions to draw the following...

Draw a girl between two trees.

Draw a cat under the table.

Draw a boy beside a house.

Draw a bird above a cloud.

ELA


Color how many syllables are in these food words.



1

2

3



1

2


3



1

2

3



1

2

3



1

2

3



1

2

3

Date: _____

MATH

Here are the people in Danny's family. Write them in order from youngest to eldest.



Mom, 38



Dad, 40



Harry, 14



Danny, 10



Croak, 4

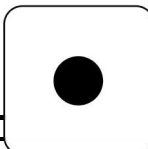

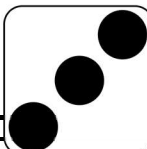





Sally, 15

1. _____
2. _____
3. _____
4. _____
5. _____
6. _____

ELA

Roll a die. Trace a sight word above the corresponding number. Keep rolling until all the sight words have been traced.

this	under	say	now	must	new
this	under	say	now	must	new
this	under	say	now	must	new
this	under	say	now	must	new
this	under	say	now	must	new
					

Date: _____



MATH

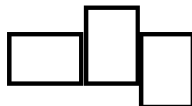
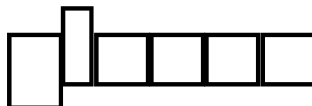
Count by 2s by coloring every second number.

1	2	3	4	5
6	7	8	9	10
11	12	13	14	15
16	17	18	19	20


ELA

Match the words to the boxes underneath. Write any four of them on the lines.

please	she	after	white
was	went	when	why



Date: _____



MATH

Solve the following subtraction number sentences.

1. $3 - 1 =$ _____

2. $3 - 2 =$ _____

3. $3 - 3 =$ _____

4. $4 - 1 =$ _____

5. $5 - 1 =$ _____

6. $6 - 1 =$ _____

7. $4 - 3 =$ _____

8. $2 - 1 =$ _____

9. $5 - 3 =$ _____

10. $6 - 2 =$ _____

11. $1 - 1 =$ _____

12. $7 - 1 =$ _____

13. $8 - 1 =$ _____

14. $4 - 2 =$ _____

15. $5 - 2 =$ _____

16. $7 - 2 =$ _____

17. $9 - 1 =$ _____

18. $5 - 5 =$ _____

19. $4 - 4 =$ _____

20. $2 - 2 =$ _____

ELA

Read the passage and answer the questions.

Mr. Smith drank tea and read a book. Mrs. Smith watched a movie. It was a cold and rainy night.


1. Who drank tea? _____

2. What did Mrs. Smith watch? _____

3. What was the night like? _____

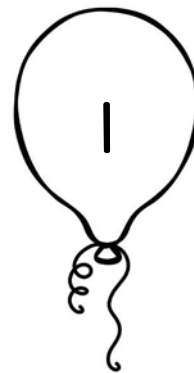

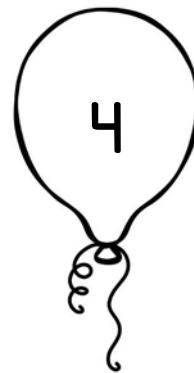




Date: _____



MATH

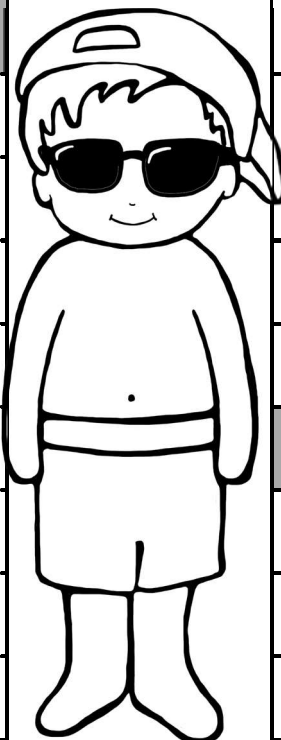
Shade two numbers in the same color to make 10.



ELA

Match the words to their opposites by shading them the same color.

hot
start
yes
east
left
up
over
open
work







right
no
under
close
play
cold
west
finish
down

Date: _____








MATH

Complete the picture patterns.

							
---	---	---	---	--	--	--	--

							
---	---	---	---	---	--	--	--

							
---	---	---	---	--	--	--	--

							
---	---	--	--	--	--	---	---

							
--	--	--	--	--	--	--	--


ELA

Read the words and write them under the correct headings.

hat	orl	sed	pin	all
plad	yes	het	kit	tif

REAL WORDS	NONSENSE WORDS

Date: _____





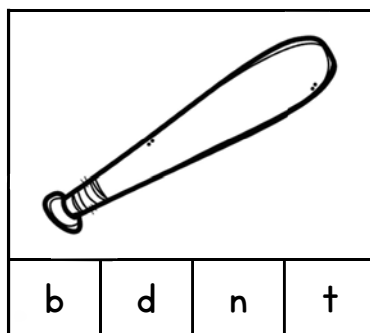


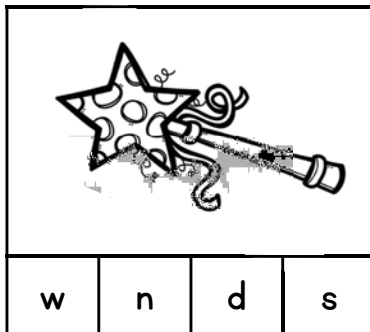
MATH

Write greater than (>), less than (<) or equal to (=).


5		9	13		15
10		10	17		16
14		17	12		15
20		12	11		9
9		19	18		18

ELA

Color the letter that matches the end sound of the picture.



Date: _____



MATH

Read the word problem.

Sam had 7 brown dogs and 3 white dogs. How many dogs did she have in total?


Draw a picture of the word problem.

Write and solve the number sentence.


_____ = _____

ELA

Spin the spinner with a paperclip and pencil. Whichever letter the spinner lands on, write a word that ends with that letter, e.g. If you land on 's', write 'bus' on the line.

[illegible]

Date: _____



MATH

What goes with these number sentences to make 10?

1. $1 + \underline{\hspace{2cm}} = 10$

11. $0 + \underline{\hspace{2cm}} = 10$

2. $2 + \underline{\hspace{2cm}} = 10$

12. $8 + \underline{\hspace{2cm}} = 10$

3. $3 + \underline{\hspace{2cm}} = 10$

13. $2 + \underline{\hspace{2cm}} = 10$

4. $4 + \underline{\hspace{2cm}} = 10$

14. $5 + \underline{\hspace{2cm}} = 10$

5. $5 + \underline{\hspace{2cm}} = 10$

15. $6 + \underline{\hspace{2cm}} = 10$

6. $6 + \underline{\hspace{2cm}} = 10$

16. $1 + \underline{\hspace{2cm}} = 10$

7. $7 + \underline{\hspace{2cm}} = 10$

17. $4 + \underline{\hspace{2cm}} = 10$

8. $8 + \underline{\hspace{2cm}} = 10$

18. $9 + \underline{\hspace{2cm}} = 10$

9. $9 + \underline{\hspace{2cm}} = 10$

19. $7 + \underline{\hspace{2cm}} = 10$

10. $10 + \underline{\hspace{2cm}} = 10$

20. $3 + \underline{\hspace{2cm}} = 10$

ELA

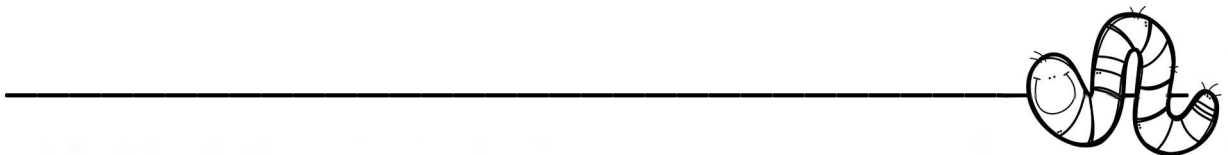
Read the passage and answer the questions.

*The bird saw a worm. It flew down from the tree.
The worm got away! The bird was hungry.*

1. Who saw the worm? _____

2. Where did the bird fly down from? _____

3. How did the bird feel when the worm got away? _____








Date: _____



MATH

Look at the items in Mr. Green's toy shop.

				
\$2	\$4	\$5	\$1	\$3

How much for these items?

teddy + drum	
train + truck	
rocking horse + drum	
2 trucks + 1 teddy	
2 rocking horses + 2 drums	

ELA

Circle the correct sight word on each line. Copy the sight word onto the line.

1) shee shi she shu

2) ar are aire arr arn


3) all orl al oll alle

4) thay thiy theey they

5) pleese plise please

6) moost muhst must

Date: _____



MATH

Write how many tens and ones are in each number.

13	
tens	ones

16	
tens	ones

18	
tens	ones

19	
tens	ones

10	
tens	ones

21	
tens	ones

ELA

Rewrite the sentence on the line below. Add capital letters and ending punctuation.


1. the dog was lost

2. billy saw the dog

3. billy helped him

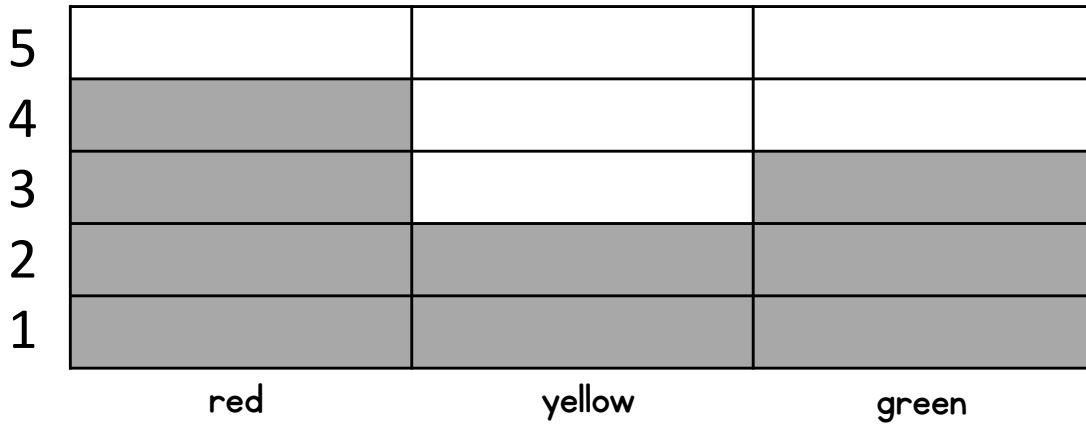
4. the dog was happy

Date: _____



MATH

Look carefully at the graph and answer the questions.



- How many people liked green? _____
- How many people liked yellow? _____
- How many people liked red? _____

ELA

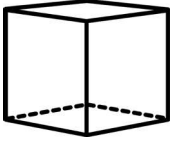


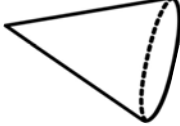
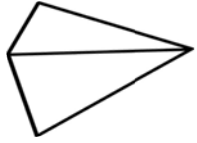
Read the words and decide if they are singular or plural. Draw a picture to match.

frog	trees	book	pens
cats	eggs	dish	child

Date: _____

MATH

Look at these 3D objects. Find two objects from the environment that are the same shape and draw them in the box below.

ELA

Look around the room. Write ten common nouns that you can see. Check your spelling with an adult and rewrite the word in the box beside.


<u>NOUN</u>	<u>WRITE THE WORD AGAIN</u>	<u>NOUN</u>	<u>WRITE THE WORD AGAIN</u>
1.		6.	
2.		7.	
3.		8.	
4.		9.	
5.		10.	

Date: _____

VERB ACTING

1. Write 4 verbs (one in each box).
2. Rehearse miming the verbs.
3. Mime the verbs for 3 people at 3 different times, e.g. Mom, Dad, sister, neighbor etc.
4. Tick or cross if they could guess your verbs.


MY VERBS	
1.	3.
2.	4.




WHO? (Write the person's name.)	Did the person guess VERB 1? (tick/cross)	Did the person guess VERB 2? (tick/cross)	Did the person guess VERB 3? (tick/cross)	Did the person guess VERB 4? (tick/cross)

Date: _____

Write some foods and drinks that you consumed this weekend that tasted the following...

SWEET	SOUR
SALTY	BITTER
	





My favorite type of food is...

A series of horizontal lines for handwriting practice. It consists of four identical sets of lines stacked vertically. Each set includes a solid top line, a dashed midline, and a solid bottom line, providing a guide for letter height and placement.

Date: _____

BE AN ARTIST

Draw a picture in the frame about summer. Show and describe it to an adult.



Date: _____



WORD SEARCH

Create your own word search. Ask an adult to solve it!

WORDS TO FIND:

_____	_____
_____	_____
_____	_____
_____	_____
_____	_____
_____	_____
_____	_____
_____	_____
_____	_____
_____	_____

Date: _____



A-Z HUNT



Search all around you for words beginning with A-Z. Write the words below!

A		N	
B		O	
C		P	
D		Q	
E		R	
F		S	
G		T	
H		U	
I		V	
J		W	
K		X	
L		Y	
M		Z	

Date: _____

OUTDOOR FUN


Draw and label 4 outdoor activities you participated in this weekend.



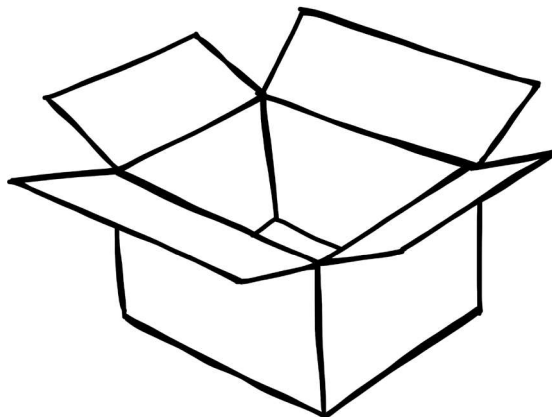
Date: _____

GAME MAKER


Make up fun games using the objects below. Explain the games to someone else.



I explained this game to someone. ☐



I explained this game to someone. ☐




I explained this game to someone. ☐



I explained this game to someone. ☐



I explained this game to someone. ☐



I explained this game to someone. ☐

Date: _____

WATER CONSERVATION


It is important not to waste water. Think of 3 ways you can help save water this summer. Illustrate your ideas.

How to save water...

Date: _____

MOVIE/TV POSTER


Create a poster about your favorite movie or TV show.



Date: _____

VACATION FUN

Draw and label your top six summer vacation moments.



#1

#2

#3

#4













#5

#6

READING LOG

READING

Read some books during SUMMER VACATION. For each book you read, shade a sun.



READING LOG

READING



Keep a record of the books you read during SUMMER VACATION.

TITLE OF BOOK	AUTHOR	DATE READ